



## P-130 Technical Datasheet

### Titanium Pressure Sensor for tank levels

- Extremely robust and accurate tank level sensor
- Absolute gauging technique - sensor completely sealed
- Titanium housing material (high grade)
- Semi flush diaphragm and low movement - reading is normally not affected by sludge or wet sediments

## Technical data

### Measuring data

Principle of measurement	Absolute pressure (no vent tube)
Pressure ranges (absolute)	0.7...2.0 bar / 10...30 psi 0.7...3.5 bar / 10...50 psi 0.7...5.0 bar / 10...80 psi
Overpressure capabilities	18 bar / 261 psi (0.7...2.0 bar) 22 bar / 319 psi (0.7...3.5 bar) 25 bar / 362 psi (0.7...5.0 bar)
Burst pressure	150 bar / 2176 psi
Moving distance pressure element	30 µm / 0.001"

### Measuring accuracy

Overall accuracy	+/- 0.25% Full Range Output (FRO)
Long term stability	+/- 0.05% Full Range Output (FRO)

### Ambient conditions

Compensated temperature range	-20...+80 °C / -4...+175 °F
Operating temperature range	-40...+125 °C / -40...+260 °F
Ingress protection	IP68

### Product conditions

Media	Measures all liquids
-------	----------------------

### Materials

Pressure element	Ceramic Capacitive Element
Ceramic diaphragm	99.9% Al <sub>2</sub> O <sub>3</sub>
Housing	Titanium GR II
Sealing	Completely filled with PUR

### Power supply

Supply voltage	18...32 V DC
----------------	--------------

### Output

Signal output	4...20 mA / 1...10 mV
---------------	-----------------------

### Certificates and approvals

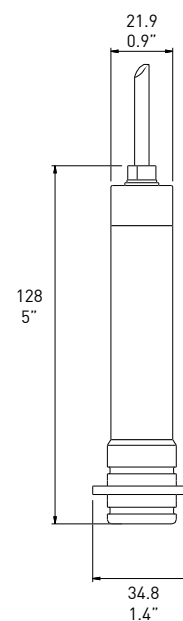
Ex approval	EEx ia IIC T4...T6
Type approvals	All major classification societies

### Tank level measurement

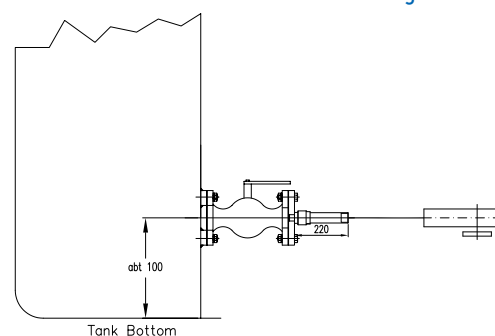
The P-130 pressure sensor for level measurements has successfully been installed in ballast tanks, FW tanks, fuel tanks, lub oil tanks and sludge tanks. Made in high grade Titanium, it is highly resistive to corrosive warm ballast water. The sensors offers a very high repeatability, providing good level readings in the long run.

For the P-130, we offer various installation methods, allowing the sensor to be installed in all liquids but acids and corrosive chemicals.

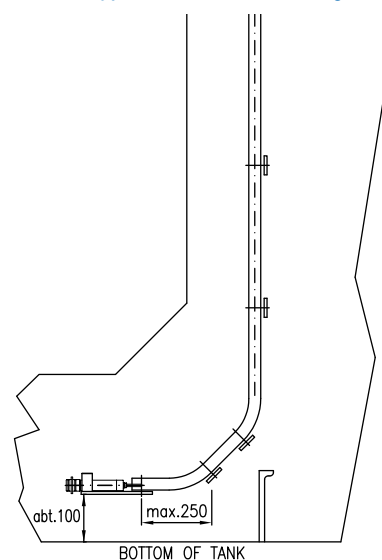
### Dimensions in mm and inches



### Sidemounted ballast tank arrangement



### Typical ballast tank arrangement



For further technical details, please contact KROHNE Skarpenord